

Sustainable Design, Low Environmental Impact

The Compass™ modular signage system has the classic simplicity of traditional post and panel signage complemented by the outstanding flexibility of a complete modular system. Intermix the unique post shapes and vary the panel configurations to achieve a versatile and contemporary solution.

Designers can create unique, site-specific sign solutions by adding color and graphics to the wide variety of panels as well as our unique identification (ID) wide post shape. Aluminum posts and panels combine the benefits of lightweight materials, strength and rigidity to handle the most extreme environments.

Each sign configuration is engineered to site-specific wind load requirements and utilizes integrated post channels and plastic compression fittings for easy assembly and maintenance. All visible aluminum surfaces are finished with oven-hardened polyester paint for a durable finish and lasting visual quality.

- Extruded aluminum post: square, round and trapezoid
- Different post types may be combined on the same sign for unique configurations
- Graphics: LTV series vinyl graphics or direct UV cured digitally printed graphics
- Installation method: ground sleeve mounted or flange mounted
- ISO 9001 manufacturing process
- Two year warranty on parts and labor



The Compass™ signage system is a durable, modular solution, which ensures that the system can be easily updated or repaired. The components can also be easily disassembled and sorted into appropriate recycling processes at end-of-life.



Modular Product Solutions

Standard Features and Options

- Panel finish: 140 standard paint colors, one per panel with multiple and custom colors available
- Post finish: gray metallic
- Full-panel face Print on Panel graphics -- 720 dpi, seven-color print system, including white ink on modular panels
- LTV series vinyl graphics on posts

Reinforced Flanged Anchor

- The galvanized steel flanged anchor ensures maximum stability resistant to most climactic conditions including sustained wind loads up to 125 mph.

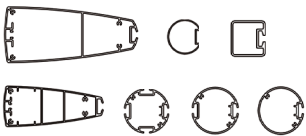
Double Post and Panel

- Sheet aluminum panels with interior extruded aluminum support ribs
- 1" aluminum box panels with injection molded polycarbonate rails for mounting of 1" panels
- Extruded aluminum post
- 1 square, 2 round, 2 ID (Trapezoidal) post sizes
- Post length cut to specifications from 23" to 126"

Suspended Sign

- Double sided 1" panels
- Single or multiple panel capability
- Stainless steel aircraft cable suspension with adjustable connection points

Post Profiles:



Wall Mounted Sign

- Single sided bent aluminum panels
- Injection molded polycarbonate clips for secure mounting
- Injection molded polycarbonate endcaps

Post and Center Panel Sign

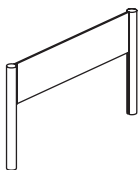
- Single sided 1" aluminum panel
- 2.75" extruded aluminum posts for maximum rigidity
- Optional 1.75" center post

Post and Projecting Panel Sign

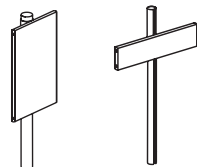
- Double sided 1" projecting panels
- Multiple post channel configurations for flexible utility
- Single or multiple panel capability

Trapezoidal Identification Post

- Two distinct identification (ID) post size options give designers the freedom to add graphic treatments and text to enhance brand identification and wayfinding
- Can be used as a stand-alone wayfinding sign with directional or identity graphics
- Optional LED lighting accents available



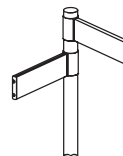
Double Post and Panel



Center Post and Panel



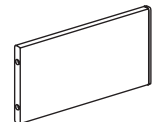
ID Post



Projecting Panel



Suspended



Wall Mount